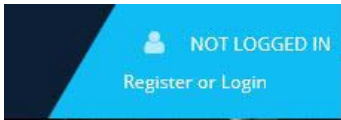


## How to Use Swim Knowsley

### Register \ Login

If you have not already got an account with Knowsley you should register on the system. To do this click on 'Register' on the top right of the [Swim Knowsley](#) page.



The system will ask you if you already have an account with Knowsley.

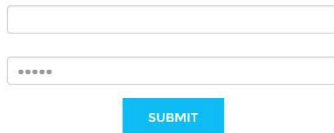


If you select 'Yes' then the system will take you to the login screen. An account with Knowsley could be if you have viewed your council tax online, reported dog waste etc.

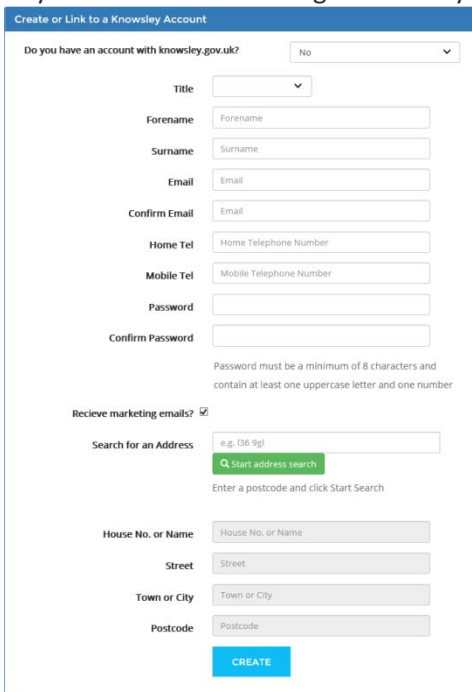
ALREADY HAVE A SWIMKNOWSLEY ACCOUNT?

### PLEASE LOGIN

If you have a Knowsley Account™, the first time you log in we will create you a swimKnowsley account using your Knowsley Account details



If you select 'No' to having a Knowsley Account, you will be taken to the registration screen.



Once you have registered, you will receive an email asking you to verify your account by clicking on a link.

Once you have verified your account you can log into Swim Knowsley.

When you log into Swim Knowsley you will be taken to 'My Swimtrack Home'. Here you can add your children onto the system.